

# Configuration

- [General configuration](#)
- [Checkout Options](#)
- [Appearance](#)
- [Terms & Conditions](#)
- [Success / Thank You Page](#)

# General configuration

## ConvertixCheckout for Hyvä Theme

This module is compatible only with **Hyvä Theme**. Luma-based storefronts are not supported.

### General

**Enable Custom Checkout** [store view]  ▼  
When disabled, the Hyvä fallback message will be shown instead.

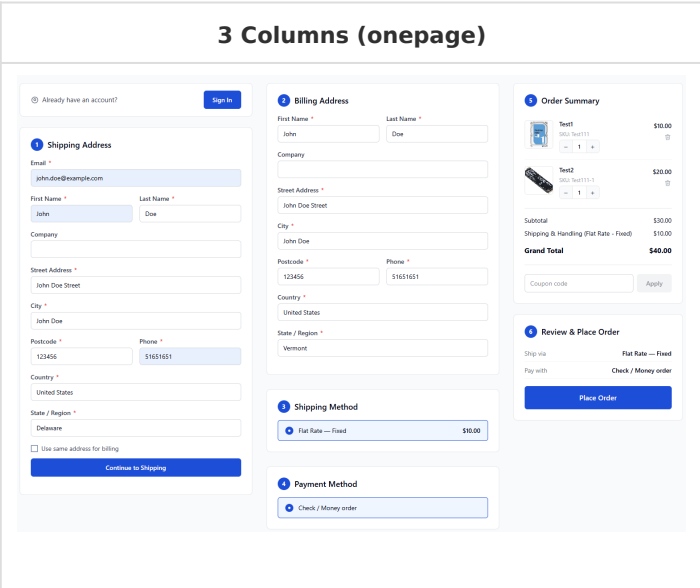
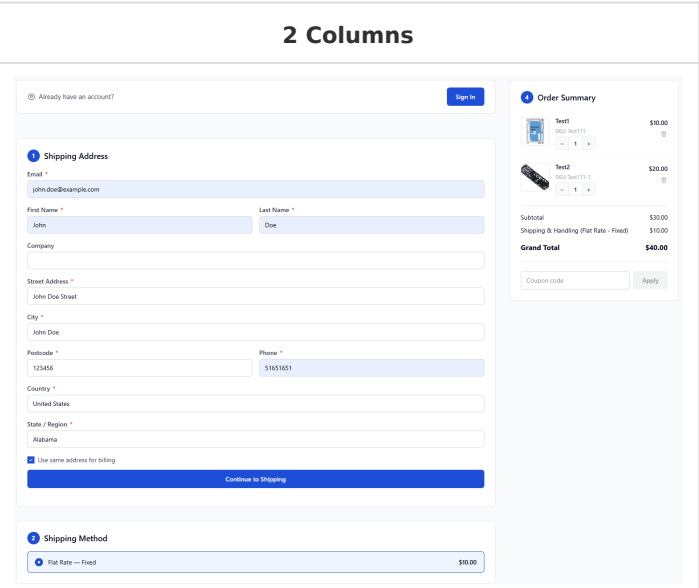
**Checkout Layout** [store view]  ▼  
2 Columns: shipping steps left + order summary right. 3 Columns (onepage): address | shipping+payment | summary.

## 1. Enable Custom Checkout

When disabled, the Hyvä fallback message will be shown instead.

## 1. Checkout Layout

2 Columns: shipping steps left + order summary right. 3 Columns (onepage): address | shipping+payment | summary.

3 Columns (onepage)	2 Columns
	



# Checkout Options

## ConvertixCheckout for Hyvä Theme

This module is compatible only with **Hyvä Theme**. Luma-based storefronts are not supported.

### Checkout Options

Enable Coupon Code <small>[store view]</small>	Yes	▼
	Show coupon code input in Order Summary. Customers can apply/remove coupons before placing the order.	
Show Step Numbers <small>[store view]</small>	Yes	▼
	Display numbered circles before each checkout section title.	
Guest Checkout Mode <small>[store view]</small>	Guest Checkout + Login Option	▼
	Guest Checkout Only: no login option shown. Guest + Login: a login button is shown at the top of the checkout for non-logged-in customers.	
Guests Can Create Account During Checkout <small>[store view]</small>	No	▼
	When enabled, guests see an optional "Create account" checkbox in the shipping form. If checked, an account is created automatically after order placement using the checkout email and chosen password.	
Show Product Thumbnails <small>[store view]</small>	Yes	▼
	When disabled, product images are hidden in the Order Summary on checkout.	
Enable Edit / Delete Products in Checkout <small>[store view]</small>	Yes	▼
	When enabled, customers can adjust quantity or remove items directly from the Order Summary on the checkout page.	

## 1. Enable Coupon Code

Show coupon code input in Order Summary. Customers can apply/remove coupons before placing the order.


Subtotal	\$30.00
Discount (Coupon01)	-\$6.00
Shipping & Handling (Flat Rate - Fixed)	\$10.00
<b>Grand Total</b>	<b>\$34.00</b>

COUPON APPLIED

✓ Coupon01 [Remove](#)

## 2. Show Step Numbers

Display numbered circles before each checkout section title.

YES	NO
 Shipping Address	Shipping Address

### 3. Guest Checkout Mode

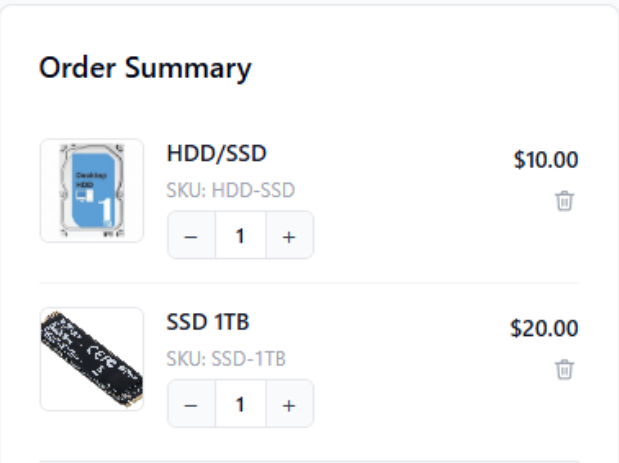




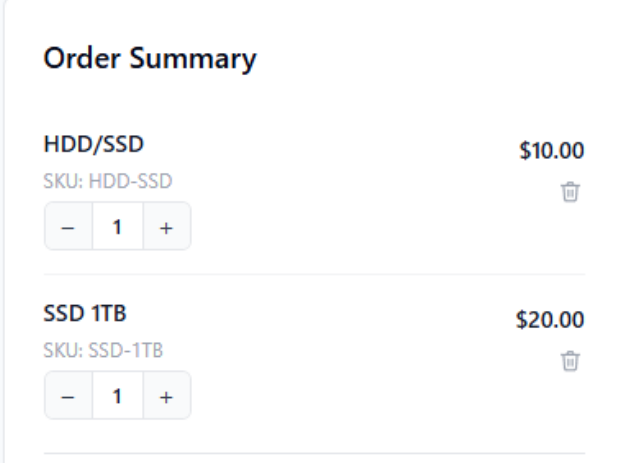


Guest Checkout Only: no login option shown. Guest + Login: a login button is shown at the top of the checkout for non-logged-in customers.

### 4. Guests Can Create Account During Checkout

When enabled, guests see an optional "Create account" checkbox in the shipping form. If checked, an account is created automatically after order placement using the checkout email and chosen password.

### 5. Show Product Thumbnails

When disabled, product images are hidden in the Order Summary on checkout.

YES	NO
 <p><b>Order Summary</b></p> <p> <b>HDD/SSD</b> \$10.00 SKU: HDD-SSD</p> <p>- 1 + </p> <hr/> <p> <b>SSD 1TB</b> \$20.00 SKU: SSD-1TB</p> <p>- 1 + </p>	 <p><b>Order Summary</b></p> <p><b>HDD/SSD</b> \$10.00 SKU: HDD-SSD</p> <p>- 1 + </p> <hr/> <p><b>SSD 1TB</b> \$20.00 SKU: SSD-1TB</p> <p>- 1 + </p>

### 6. Enable Edit / Delete Products in Checkout

YES	NO
-----	----

### Order Summary



HDD/SSD

SKU: HDD-SSD

- 1 +

\$10.00



SSD 1TB

SKU: SSD-1TB

- 1 +

\$20.00



### Order Summary



HDD/SSD

SKU: HDD-SSD

\$10.00



SSD 1TB

SKU: SSD-1TB

\$20.00

# Appearance

## ConvertixCheckout for Hyvä Theme

This module is compatible only with **Hyvä Theme**. Luma-based storefronts are not supported.

### Appearance

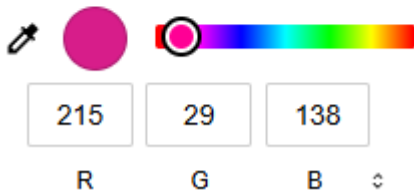
**Primary Color** [store view]    
Used for buttons, step number circles, spinner and selected method highlights. Enter a hex value (e.g. #1d4ed8).

**Primary Button Text Color** [store view]    
Text color on primary buttons. Default: #ffffff.

### 1. Primary Color

Used for buttons, step number circles, spinner and selected method highlights. Enter a hex value (e.g. #1d4ed8).

**Unlimited color configuration using color picker.**



### 2. Primary Button Text Color

Text color on primary buttons. Default: #ffffff.

Place Order



# Terms & Conditions

## ConvertixCheckout for Hyvä Theme

This module is compatible only with **Hyvä Theme**. Luma-based storefronts are not supported.

### Terms & Conditions

Enable Terms & Conditions Checkbox <small>[store view]</small>	Yes
	<small>When enabled, customer must accept T&amp;C before placing the order.</small>
Checkbox Label <small>[store view]</small>	I have read and accept the terms and conditions
Terms Page URL <small>[store view]</small>	
	<small>Leave empty to show plain text without a link.</small>

### 1. Enable Terms & Conditions Checkbox

When enabled, customer must accept T&C before placing the order.

### 2. Checkbox Label

You can set any Terms & Conditions text next to checkbox.

#### Review & Place Order

Ship via **Flat Rate — Fixed**

Pay with **Check / Money order**

I have read and accept the terms and conditions

**Place Order**

### 3. Terms Page URL

Set Terms & Conditions magento url or use external url instead.

**Example:**

/privacy-policy-cookie-restriction-mode

**Or external link:**

https://your-external.link/terms-and-conditions.html

**Review & Place Order**

Ship via **Flat Rate — Fixed**

Pay with **Check / Money order**

I have read and accept the [terms and conditions](#)

**Place Order**

# Success / Thank You Page

## ConvertixCheckout for Hyvä Theme

This module is compatible only with **Hyvä Theme**. Luma-based storefronts are not supported.

### Success / Thank You Page

<b>Enable Custom Success Page</b> <small>[store view]</small>	Yes	▼
	When enabled, replaces the default Magento success page with the custom Hyvä Thank You page.	
<b>Enable "You Might Also Like" Block</b> <small>[store view]</small>	Yes	▼
	Shows most-viewed products below the order confirmation. Requires Enable Custom Success Page to be active.	
<b>Number of Products to Show</b> <small>[store view]</small>	4	
	How many products to display in the "You Might Also Like" block.	

### 1. Enable Custom Success Page

When enabled, replaces the default Magento success page with the custom Hyvä Thank You page.



## Thank you for your purchase!

Your order number is **00000002**

We'll send you an order confirmation email with details and tracking info.

[Continue Shopping](#)

### You Might Also Like



SSD 1TB  
20.00



HDD/SSD  
10.00

## 2. Enable "You Might Also Like" Block

Shows most-viewed products below the order confirmation. Requires Enable Custom Success Page to be active.

## 3. Number of Products to Show

How many products to display in the "You Might Also Like" block.